


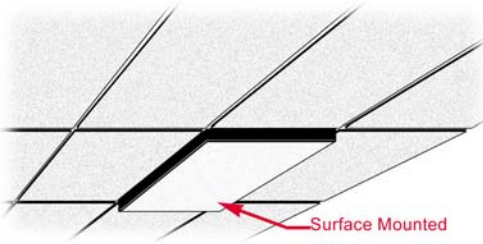
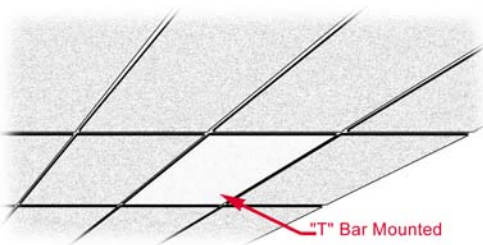
RADIANT CEILING PANELS

Heat Objects, Not Air



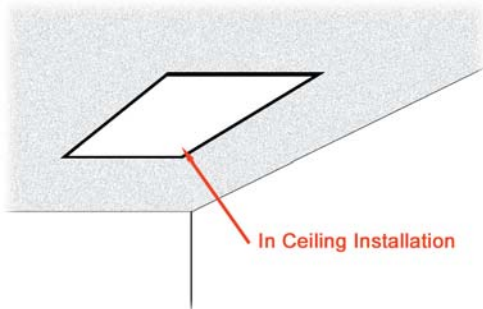
- CP Series designed to easily drop into any 2 x 2 or 2 x 4 T-Bar suspended ceiling system or can be surface mounted with optional frame.
- RCP series designed for recessing into plaster or sheetrock ceilings and includes the required recessing frame for 24" on center ceiling joists
- Electric resistance element is imbedded between two layers of insulation. High density thermal insulation above element minimizes upward heat losses.
- High temperature textured white powder coated finish
- 36" prewired flexible cable on all models
- Dual voltage 120 / 240 models are field convertible
- Surface Frames are Aluminum Mill Finish for Hi Temp white paint.
- Silk Screen Panels require a full size sample of Ceiling Panel to be screened prior to quoting to verify feasibility of screening. Consult factory for all Silk Screen quotes.

CP SERIES



| UPC 686334 | MODEL | WATTS | BTU'S | AMPS | VOLTS | WT (LBS.) | LIST |
|---|-------|----------------------------------|-------|-----------|-----------|--------------|------------|
| Dimensions: 2' x 4' (Nominal) x 1" | | | | | | | |
| 458719 | CP805 | 500 | 1707 | 2.4 | 208 | 20 | 381 |
| 458726 | CP125 | | | 4.2 / 2.1 | 120 / 240 | | |
| 458733 | CP705 | | | 1.8 | 277 | | |
| 458740 | CP807 | 750 | 2560 | 3.6 | 208 | 20 | 393 |
| 458757 | CP127 | | | 6.3 / 3.1 | 120 / 240 | | |
| 458764 | CP707 | | | 2.7 | 277 | | |
| Dimensions: 2' x 2' (Nominal) x 1" | | | | | | | |
| 458771 | CP802 | 250 | 853 | 1.2 | 208 | 13 | 250 |
| 458788 | CP122 | | | 2.1 / 1.0 | 120 / 240 | | |
| 458795 | CP702 | | | 0.9 | 277 | | |
| 458801 | CP803 | 375 | 1280 | 1.8 | 208 | 13 | 302 |
| 458818 | CP123 | | | 3.1 / 1.6 | 120 / 240 | | |
| 458825 | CP703 | | | 1.4 | 277 | | |
| 459105 | SF400 | Surface Frame for 2' x 4' Panels | | | | 10 | 168 |
| 459099 | SF200 | Surface Frame for 2' x 2' Panels | | | | 6 | 133 |

RCP SERIES



| UPC 686334 | MODEL | WATTS | BTU'S | AMPS | VOLTS | WT (LBS.) | LIST |
|--|--------|-------|-------|-----------|-----------|--------------|------------|
| Dimensions: 22 1/2" X 48 1/2" (Including Recessing Frame) | | | | | | | |
| 458832 | RCP805 | 500 | 1707 | 2.4 | 208 | 30 | 541 |
| 458849 | RCP125 | | | 4.2 / 2.1 | 120 / 240 | | |
| 458856 | RCP705 | | | 1.8 | 277 | | |
| 458863 | RCP807 | 750 | 2560 | 3.6 | 208 | 30 | 598 |
| 458870 | RCP127 | | | 6.3 / 3.1 | 120 / 240 | | |
| 458887 | RCP707 | | | 2.7 | 277 | | |
| Dimensions: 22 1/2" X 22 1/2" (Including Recessing Frame) | | | | | | | |
| 458894 | RCP802 | 250 | 853 | 1.2 | 208 | 19 | 363 |
| 458900 | RCP122 | | | 2.1 / 1.0 | 120 / 240 | | |
| 458917 | RCP702 | | | 0.9 | 277 | | |
| 458924 | RCP803 | 375 | 1280 | 1.8 | 208 | 19 | 456 |
| 458931 | RCP123 | | | 3.1 / 1.6 | 120 / 240 | | |
| 458948 | RCP703 | | | 1.4 | 277 | | |